


Nastro doors

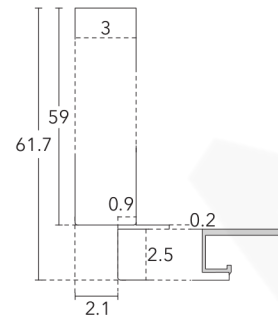
PIANCA

WING DOOR DIMENSIONS

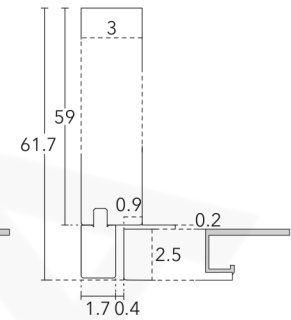
* H not available for glass and mirror finish



**D wing
frameless side**



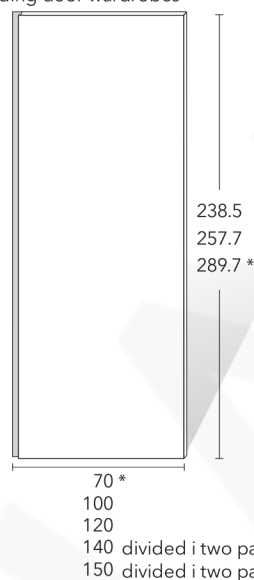
**D wing
side with frame**



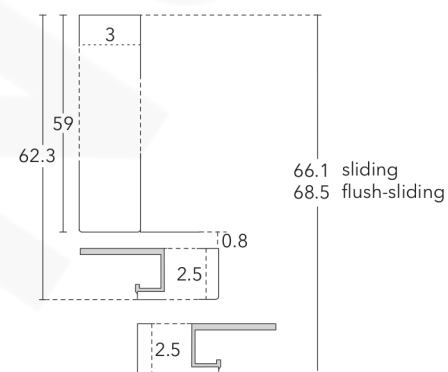
SLIDING AND FLUSH-SLIDING DOOR DIMENSIONS

* H not available for glass and mirror finish and for W 140/W150 modules

* H and W not available for flush sliding door wardrobes



D sliding/flush-sliding



CHARACTERISTICS

wing door

made of 2.5 cm particle board panels or 1.9 cm LIGHT particle board panels covered with a 0.4 cm tempered glass or mirror panel.

sliding and flush-sliding doors

made of 2.5 cm particle board panels or 1.9 cm LIGHT particle board panels covered with a 0.4 cm tempered glass or mirror panel. They are equipped with an adjusting device to make sure the door is always perfectly straight.

door finishes

matt-mel (white or tortora edged melamine)
acrylic (glossy bianco and tortora post formed acrylic)
matt lacquered
open pore matt lacquered (horizontal grain)
burnt oak and walnut (wood veneer with vertical grain)
high gloss lacquered
matt and glossy lacquered glass
silver and smokey mirror

door interior

wood door: Eco veneer in the same finish as the exterior of the door, both for hinged, sliding and flush sliding doors.

glass door: matt lacquered in the same color as the glass or lavagna in case of mirror, for wing doors; Eco veneer for sliding and flush sliding doors.

handle

vertical groove, in lacquered aluminum available in all the colors of our sample swatch.