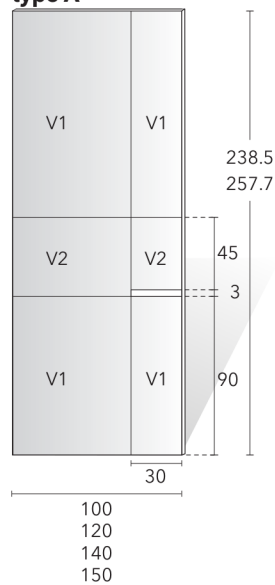
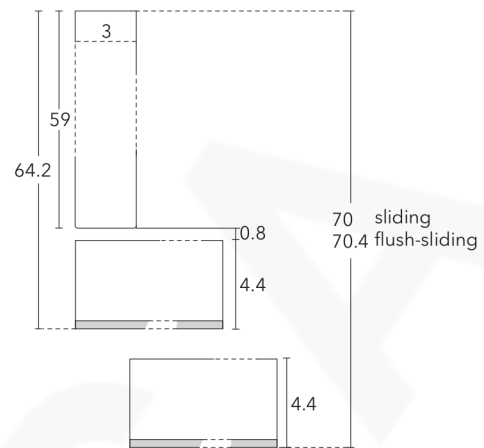


SLIDING AND FLUSH-SLIDING DOOR DIMENSIONS

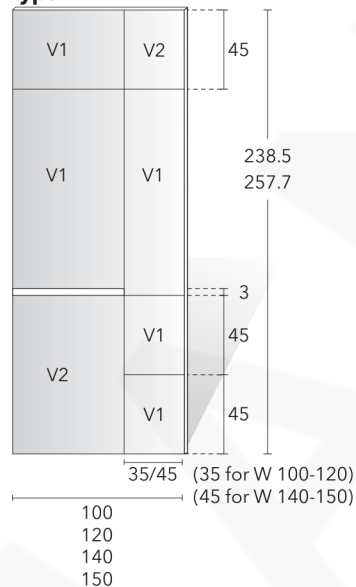
type A



D sliding/flush-sliding



type B



CHARACTERISTICS

sliding and flush-sliding doors

made of a structural frame in solid wood and wooden particles, lacquered in the same color as the glass that is glued on the frame. This technique combines technology and handcraft. The doors are equipped with an adjusting device to make sure the door is always straight. The panels can be disassembled.

It is not possible to combine different glass colors in the same door.

Type A and type B doors cannot be reversed. As a consequence in the sliding door compositions, the position of the horizontal handle is purely decorative and it does not determine the opening direction of the door. In the flush sliding compositions the left door is always a type A and the right one is always a type B door.

frame finishes

matt lacquered in the same color as the glass

glass finishes

matt lacquered: V1 and V2

glossy lacquered: V1 and V2

mixed: V1 matt lacquered and V2 glossy lacquered

door interior

Eco veneered

handle for sliding door

horizontal groove

hidden, inserted in the side edge of the internal door, standard finish: brill; burnished upon request.

handle for flush-sliding door

horizontal groove